

**Scotland's Census 2011
People with a learning disability and
a developmental disorder**

12 July 2016

A National Statistics publication for Scotland

National Statistics are produced to high professional standards set out in the National Statistics Code of Practice. They undergo regular quality assurance reviews to ensure that they meet customer needs.



Introduction

In collaboration with National Records of Scotland, the Scottish Learning Disabilities Observatory (SLDO)¹ aims to investigate demographic characteristics of the populations of people with learning disabilities and developmental disorders living in Scotland and identified through Scotland's Census 2011. The objective is to make comparisons with trends observed in the general population and identify any patterns of vulnerabilities or inequalities for people with learning disabilities and developmental disorders.

Data collected on people with learning disabilities and developmental disorders are analysed at Scotland, Council Area and Health Board geographies. Amongst many other variables of interest, Dr Ewelina Rydzewska from SLDO is analysing data on long-term health conditions, general health, age, sex, ethnic group, country of birth, employment and housing. Data are tabulated separately for each Council Area and Health Board and are presented graphically on the [SLDO website](#).

Five previous analytical notes from [November 2015](#), [January 2016](#) and [April 2016](#) and [June 2016](#) presented summary data for the subsets of the population with learning disability or developmental disorder. This section of analysis presents data on the subset of the population with learning disability and developmental disorder combined and focuses on a wide range of person variables including:

[Age](#)

[General Health](#)

[Long-term illness, health problem or disability](#)

The supporting tables for this analysis ([AT 421 2011 to AT 451 2011](#)) are available in the Data Warehouse of the [Scotland's Census](#) website.

¹ The Scottish Learning Disabilities Observatory is part of the Institute of Health and Wellbeing at the University of Glasgow.

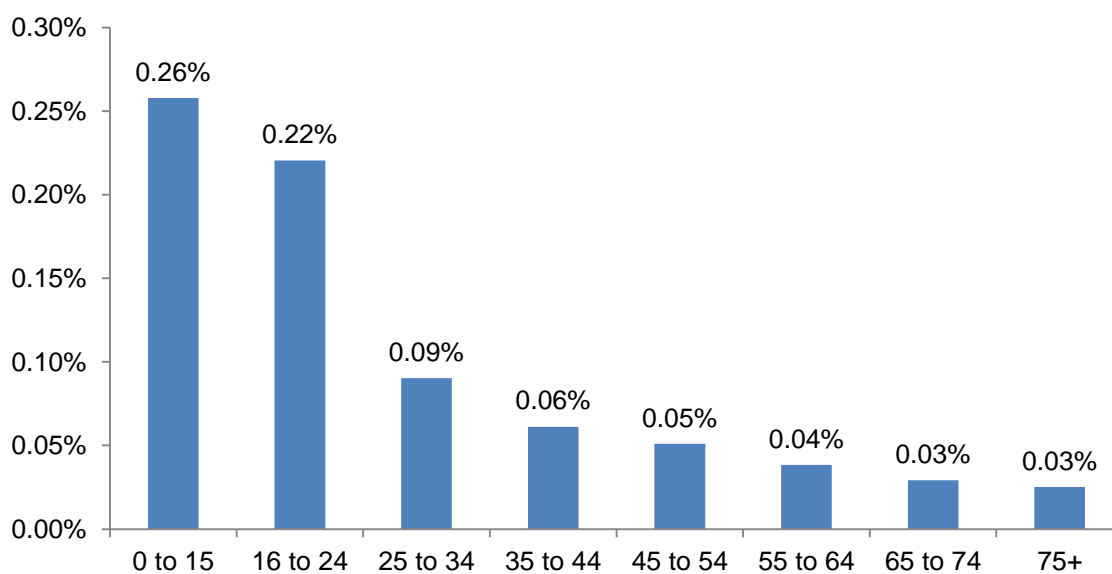
<http://www.sldo.ac.uk>

<http://www.gla.ac.uk/researchinstitutes/healthwellbeing/research/sldo/>

Key Points

- In Scotland's Census 2011, a total of 5,709 people reported that they had a learning disability and developmental disorder, 0.11 per cent of the population.
- Figure 1 shows the incidence of people with a learning disability and developmental disorder across all age groups.

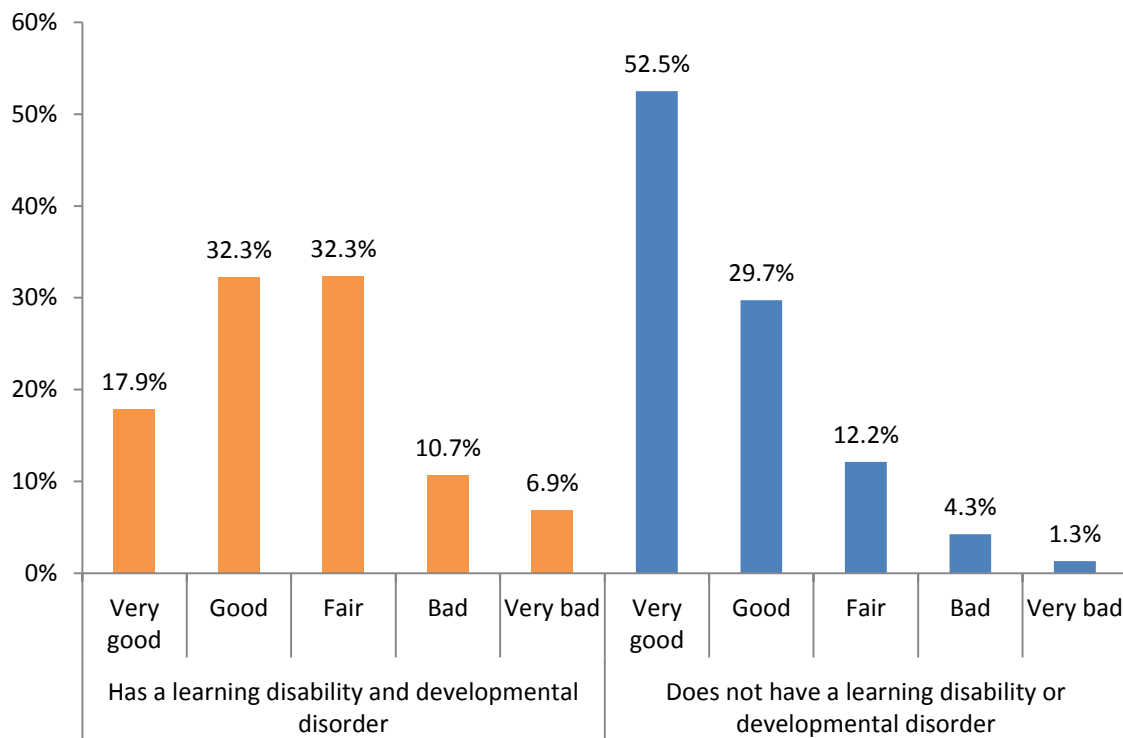
Figure 1: Percentage of people with a learning disability and developmental disorder by age, Scotland, 2011



Source: Table AT_421_2011

- 1,020 (17.9 per cent) of all 5,709 people with learning disability and developmental disorder rate their health as very good, compared with 2,777,000 (52.5 per cent) of all 5,290,000 people without learning disability or developmental disorder.
- 393 (6.9 per cent) of people with learning disability and developmental disorder rate their health as very bad, compared with 70,500 (1.3 per cent) of people without learning disability or developmental disorder.
- Figure 2 shows the proportion of people with a learning disability and developmental disorder in each general health rating category

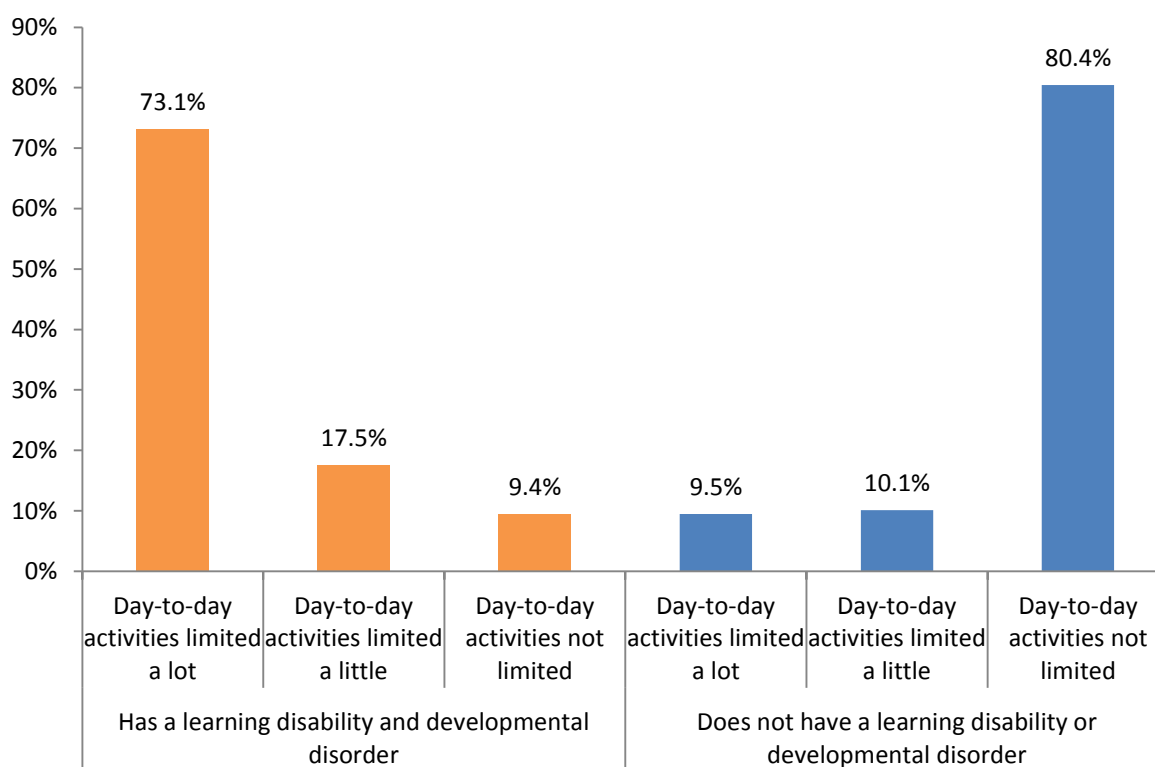
Figure 2: Percentage of people with a learning disability and developmental disorder by general health, Scotland, 2011



Source: Table AT_426_2011

- 4,171 (73.1 per cent) of all 5,709 people with learning disability and developmental disorder state that their day-to-day activities are limited a lot due to health problems, compared with 502,000 (9.5 per cent) of all 5,290,000 people without learning disability or developmental disorder.
- 539 (9.4 per cent) of people with learning disability and developmental disorder state that their day-to-day activities are not limited at all, compared with 4,254,000 (80.4 per cent) of people without learning disability or developmental disorder.
- Figure 3 shows the proportion of people with a learning disability and developmental disorder by long-term illness, health problem or disability

Figure 3: Percentage of people with a learning disability and developmental disorder by long-term illness, health problem or disability, Scotland, 2011



Source: Table AT_427_2011

Background Notes

General

1. National Records of Scotland² (NRS) is responsible for carrying out the 2011 Census in Scotland. Simultaneous but separate censuses took place in England & Wales and Northern Ireland. These were run by the Office for National Statistics (ONS) and the Northern Ireland Statistics and Research Agency (NISRA) respectively.
2. The census provides estimates of the characteristics of all people and households in Scotland on census day, 27 March 2011.
3. In Scotland, the aim of the 2011 Census was to achieve a full census return for all people who were usually resident in Scotland for six months or more. In 2011, a full census return was therefore required for people from outside the UK who had stayed or intended to stay in the UK for a total of six months or more. Anyone with a permanent UK address who was outside the UK on census day was also to be included in the census questionnaire for their UK address, if they intended to be outside the UK for less than 12 months. This is defined as the **population base for enumeration**. The **main outputs population base** for the 2011 Census statistics is defined to be usual residents of the UK, that is anyone who, on census day, was in the UK and had stayed or intended to stay in the UK for a period of 12 months or more, or had a permanent UK address and was outside the UK and intended to be outside the UK for less than 12 months. (NRS made no specific adjustment for the presence of 6-12 months migrants among the persons counted in the census – [link for further details.](#))
4. The coverage of the population in an area is those who are usually resident there. A person's place of usual residence is in most cases the address at which they stay the majority of the time. For many people this will be their permanent or family home. Students are treated as being resident at their term-time address. Members of the armed forces were largely recorded at their permanent or family address rather than their base address; determining where they are considered usually resident is not straightforward.
5. As in 2001, adjustments for census under- and over-enumeration were built into the census process and as such the 2011 Census statistics represent the full population. Similar adjustments were not made in the censuses prior to 2001. Further

² National Records of Scotland (NRS) was created by the amalgamation in April 2011 of the General Register Office for Scotland (GROS) and the National Archives of Scotland (NAS).

information on the quality assurance processes for Scotland's Census 2011 are available [here](#).

Designation as National Statistics

6. The United Kingdom Statistics Authority has designated these statistics as National Statistics. This means they are produced to the high professional standards set out in the Code of Practice for Official Statistics. They are produced free from any political interference.

Protecting personal census information

7. Personal census information is kept confidential by NRS, and is protected by law. Census records are not released for 100 years.

8. The census results are provided in aggregate format; no attributes of individuals can be identified from the information published.

9. Information on the measures taken to protect the confidentiality of personal census information is published on the [Scotland's Census website](#).

Further information

Please contact our Customer Services if you need any further information. Email: statisticscustomerservices@nrscotland.gov.uk

If you have comments or suggestions that would help us improve our outputs or our standards of service, please contact:

Kirsty Maclachlan
Senior Statistician
National Records of Scotland
Room 1/2/3
Ladywell House
Ladywell Road
Edinburgh
EH12 7TF

Phone: 0131 314 4242

Email: Kirsty.maclachlan@nrscotland.gov.uk

© Crown Copyright 2016. You may reproduce brief extracts from the material in this publication as long as you fully acknowledge the source.